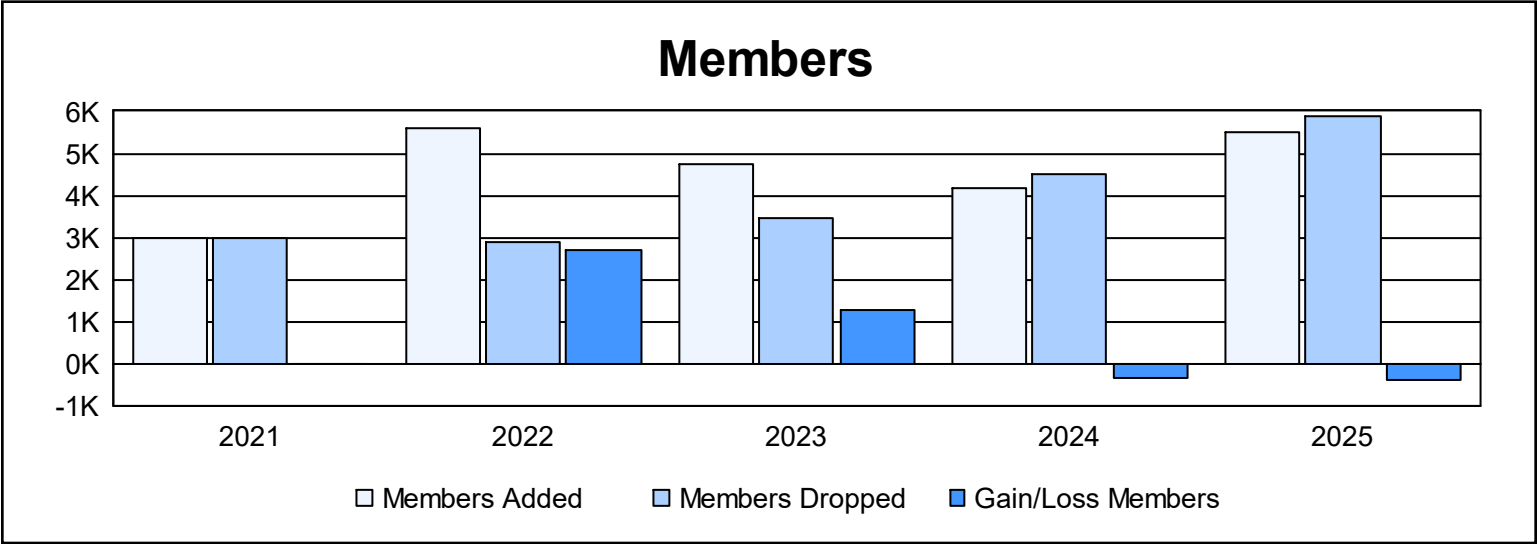
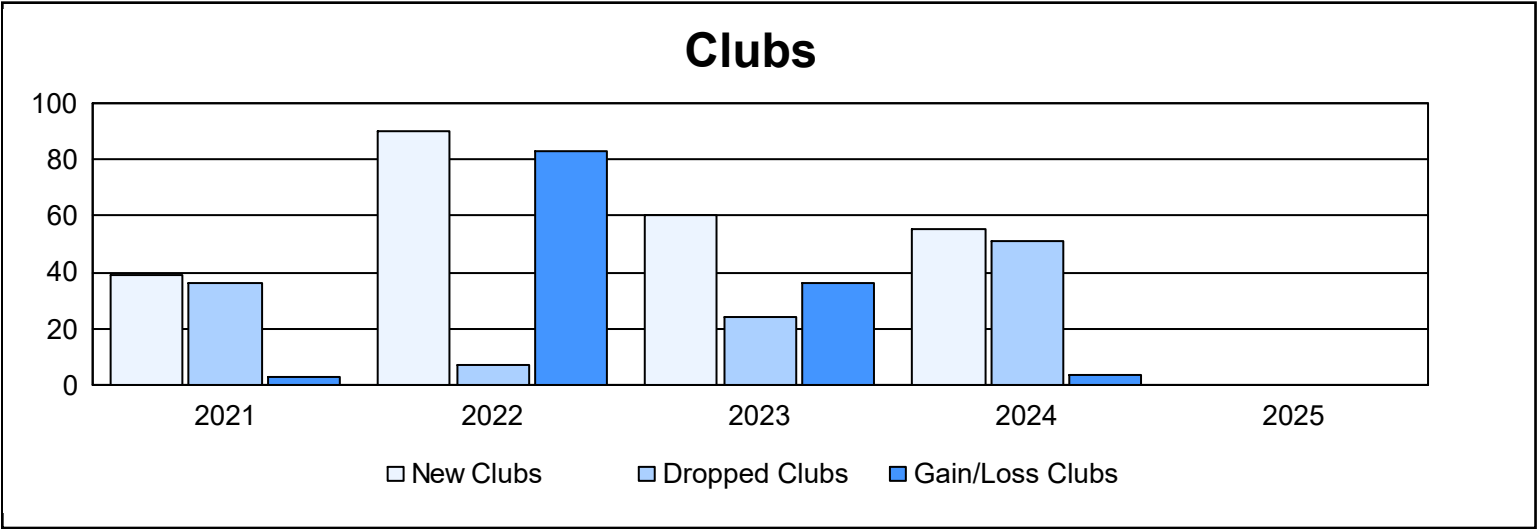
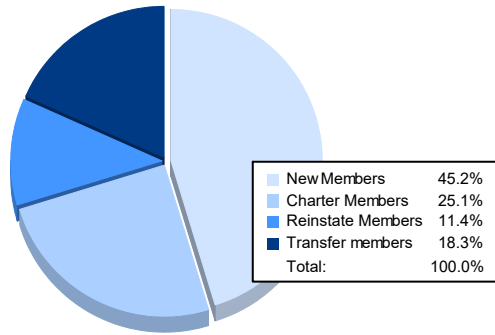


Year	New Clubs	Dropped Clubs	Gain/ Loss Clubs	New Members	Charter Members	Reinstate Members	Transfer Members	Total Member Added	Total Members Dropped	Gain/ Loss Members
2020-2021	39	36	3	1,574	1,088	255	75	2,992	2,986	6
2021-2022	90	7	83	2,814	2,324	360	85	5,583	2,872	2,711
2022-2023	60	24	36	2,544	1,846	262	103	4,755	3,466	1,289
2023-2024	55	51	4	2,081	1,527	386	165	4,159	4,504	-345
2024-2025				2,486	1,379	625	1,006	5,496	5,894	-398
Average	61	30	32	2,300	1,633	378	287	4,597	3,944	653



### Membership Composition June 2025 Cumulative



### Gender Composition June 2025 Cumulative

